

# **Lancaster Community Safety Coalition**

**Musser Park Service Area  
Door-to-Door Survey**



**September - November 2005**

**Public Safety Research Institute**

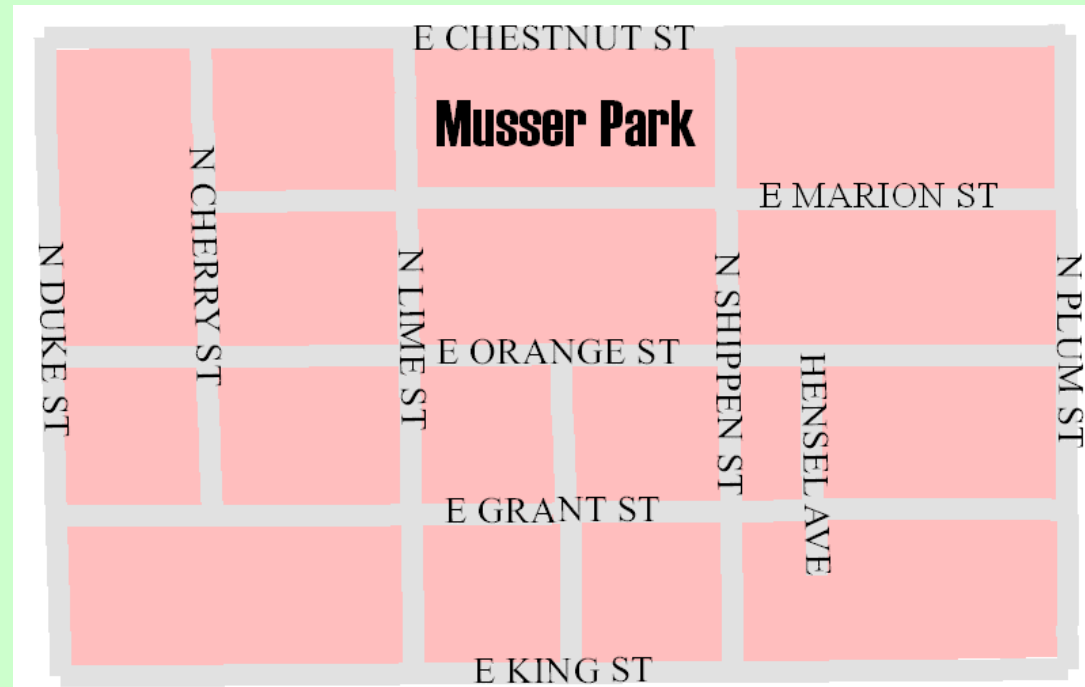
# Methodology

- ❖ Interviewing Dates: September 27 – November 19 2005
- ❖ Sample Size: 108 residents living in the Lancaster Community Safety Coalition's Musser Park service area.\*
- ❖ Survey Method: The survey interviewing was conducted for the Public Safety Research Institute by Millersville University and Harrisburg Area Community College Lancaster Campus students. All households in the service area were eligible. A random selection procedure was used to select a respondent within each household to interview if the household contained more than one eligible respondent. Three attempts were made to contact the proper respondent in each household.

\*See survey area map.

# Survey Area

## Musser Park Service Area



As defined by LCSC, the Musser Park Service Area is the portion of Lancaster City bounded by North Duke Street to the west, East King Street to the south, North Plum Street to the east and East Chestnut Street to the north. Interviewers made three attempts to interview the proper respondent at the 633 households in this area. The household addresses in this area were obtained using Lancaster County GIS Parcel Data (Summer 2005 Release) and verified by walking through the neighborhood and sending households pre-notification postcards.

# **Musser Park Service Area: Survey Objectives**

- 1. What are residents' perception of crime and other problems facing their neighborhood?**
- 2. How do residents feel about the Lancaster Bureau of Police's response to crime?**
- 3. Are residents satisfied with their neighborhood?**
- 4. Are residents familiar with the Lancaster Community Safety Coalition?**
- 5. How do residents feel about the use of public surveillance cameras?**

# **Perception of Crime and Other Problems in the Musser Park Area**

# Problems facing the Neighborhood

- Musser Park Area residents believe that crime and road issues are bigger problems for their neighborhood than for the city as a whole.

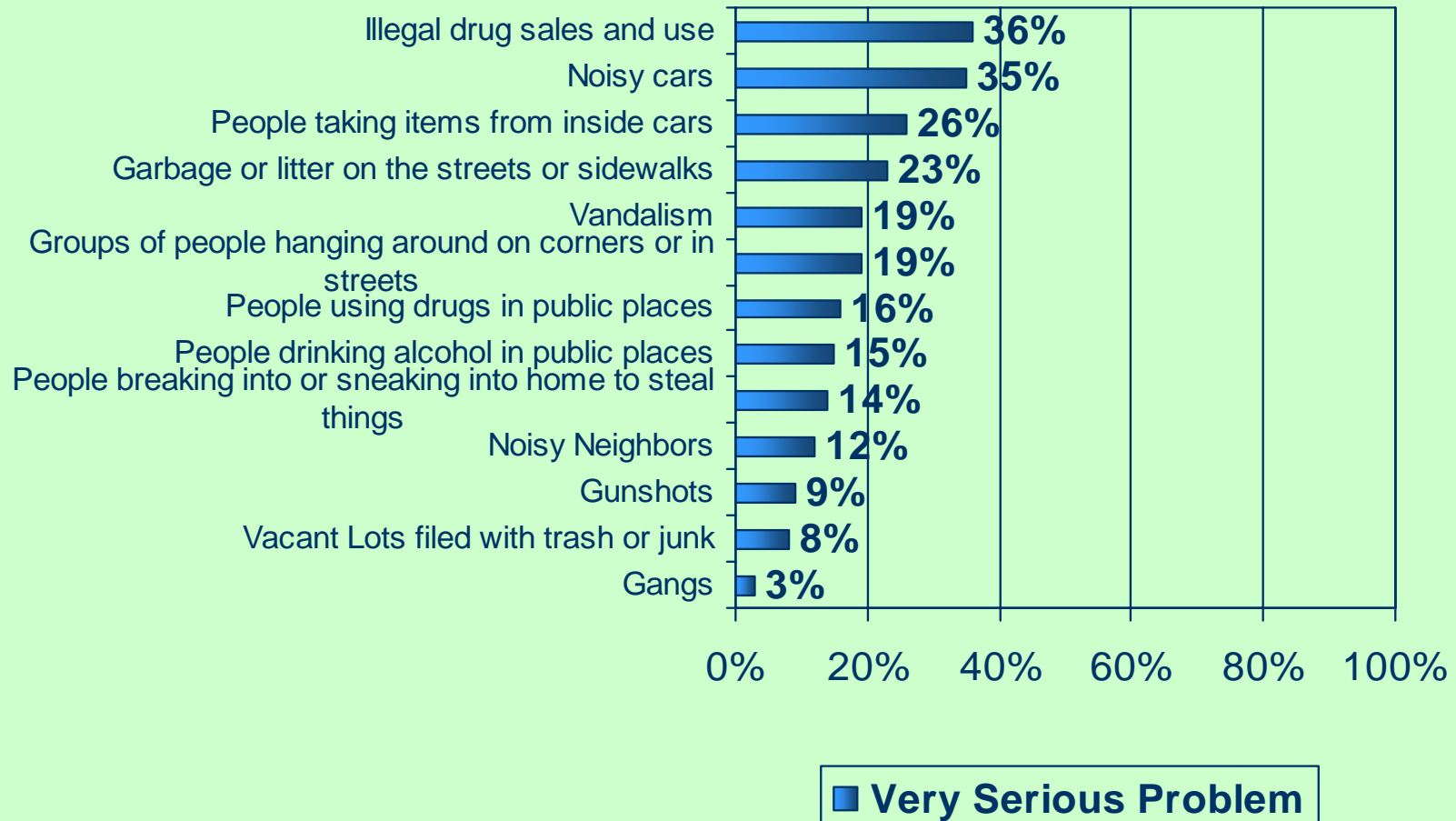
What is the MOST important problem facing YOUR NEIGHBORHOOD today?  
 What is the MOST important problem facing Lancaster city today?

Facing Your Neighborhood	Facing Lancaster City	Responses
23%	14%	Crime (includes violence and safety issues)
23%	10%	Roads (includes traffic and parking)
16%	21%	Drugs
10%	5%	People
3%	5%	Neighborhood Appearance
3%	1%	Environment
2%	3%	Housing and Real Estate (includes affordability, availability, property taxes)
1%	3%	Government, Politicians
1%	3%	Social Issues (includes funding, poverty)
1%	1%	Population (includes overpopulation and transience)
1%	1%	Racial
1%	0%	Noise
1%	0%	Personal/family issues
0%	4%	(Un)employment, Economy
0%	3%	Education, School
0%	1%	Retaining/Attracting Business
3%	0%	Nothing
4%	14%	Other
5%	3%	Don't Know

# Crime and Disorder in the Neighborhood

- Musser Park Area residents say that illegal drug sales and use, noisy cars, and people taking items from inside cars are very serious problems in their neighborhood.

I'm going to ask you about some things which are problems in some neighborhoods. For each problem I mention, please tell me if you think it is a very serious problem, somewhat of a problem, not much of a problem, or no problem at all **IN YOUR NEIGHBORHOOD**.

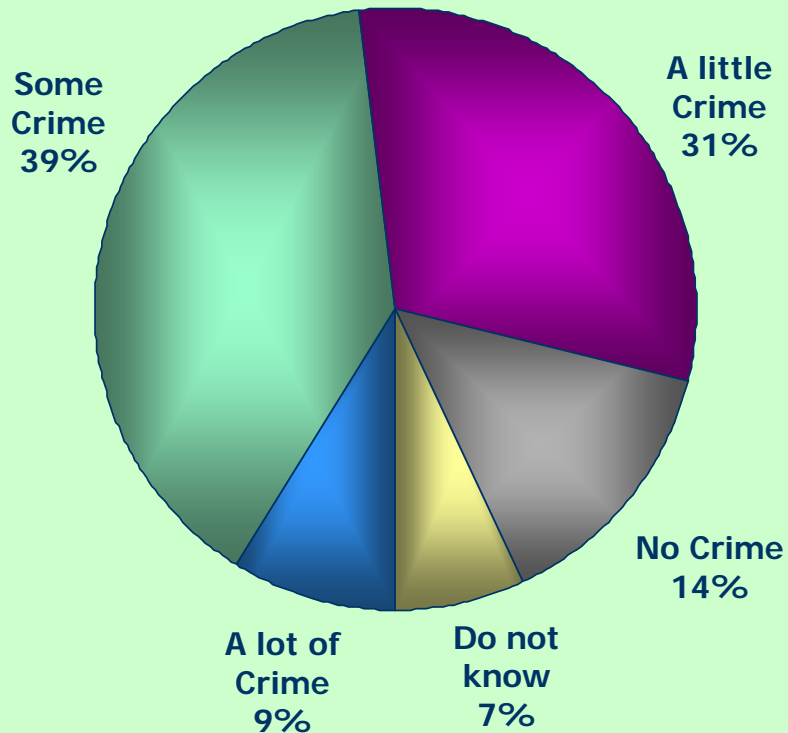


# Perception of Crime

- Musser Park Area residents perceive slightly more crime in their neighborhood than city residents as a whole perceive in their neighborhood.

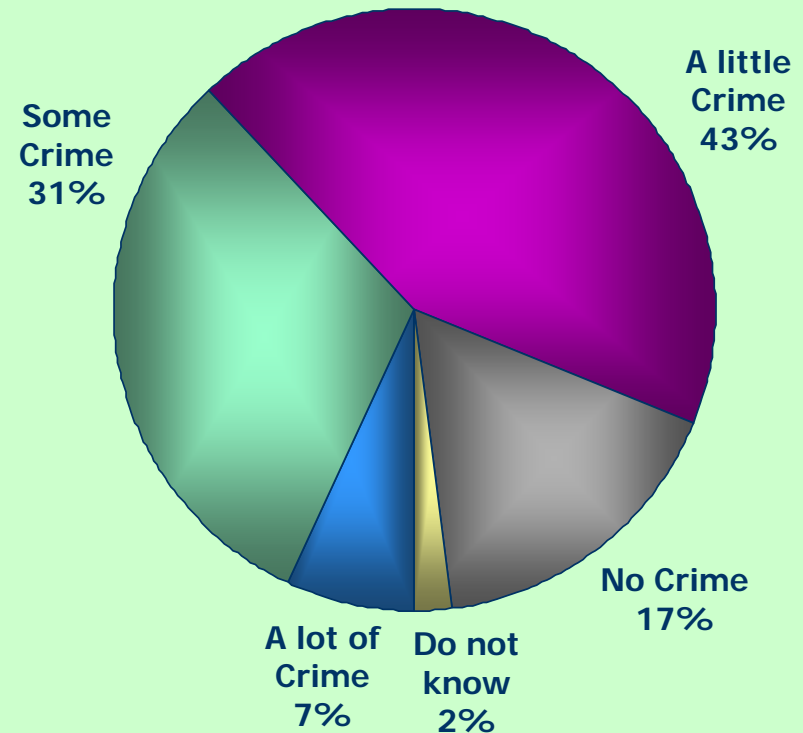
## Musser Park Service Area

How much crime would you say there is in your own immediate neighborhood? Would you say there is...



## Lancaster Citywide – Aug. 2005\*

How much crime would you say there is in your own immediate neighborhood? Would you say there is...



Where chi square tests determined significant differences between a question on this survey and a question asked on a Lancaster citywide survey conducting in Aug. 2005, data from both surveys is presented.

Results are significant at the 0.05 level.

\* Lancaster Citywide Survey, Aug.2005; Center for Opinion Research, Franklin & Marshall College

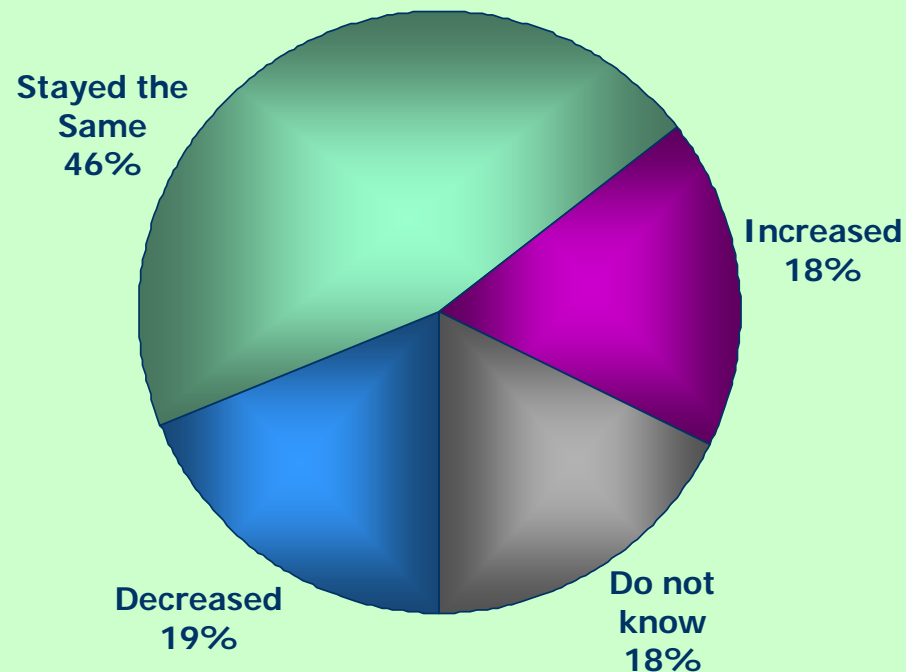


# Change in Crime

- Most Musser Park Area residents (46%) say that crime in their neighborhood has stayed the same in the past year or so. About the same percentage of residents believe that crime has decreased (19%) as increased (18%). The Musser Area residents' perception of neighborhood crime does not differ significantly from city residents as a whole.\*

## *Musser Park Service Area*

In the past year or so, would you say the amount of crime in your neighborhood has...?



These results did not differ significantly from city residents as a whole.

\* Lancaster Citywide Survey, Aug.2005; Center for Opinion Research, Franklin & Marshall College

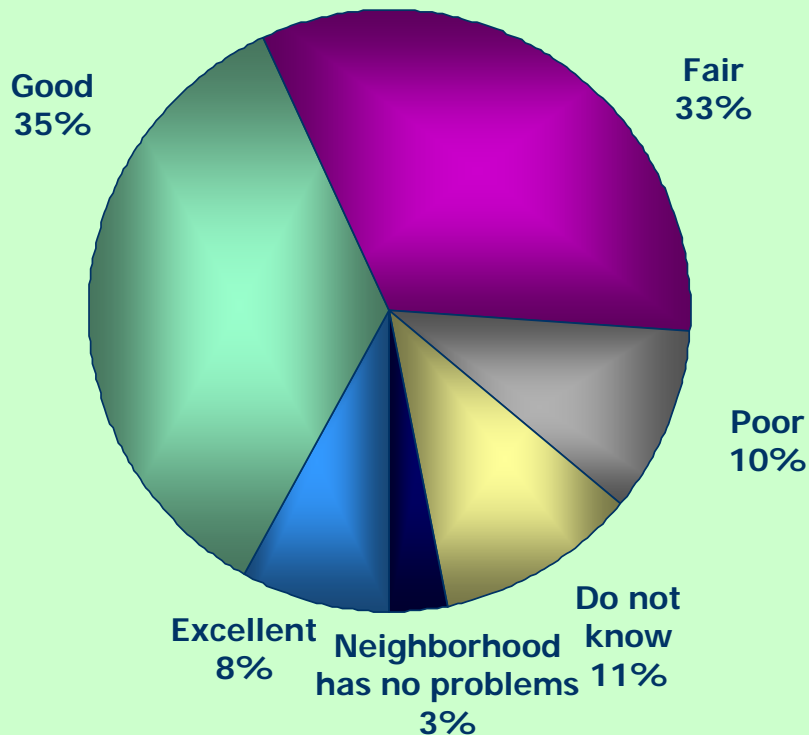
# Perceptions of Police

# Perception of Police Performance

- Overall, Musser Park Area residents and city residents have similar perceptions of police performance, although more Musser Park Area residents (11%) than city residents (2%) do not know how well the police are dealing with neighborhood problems.

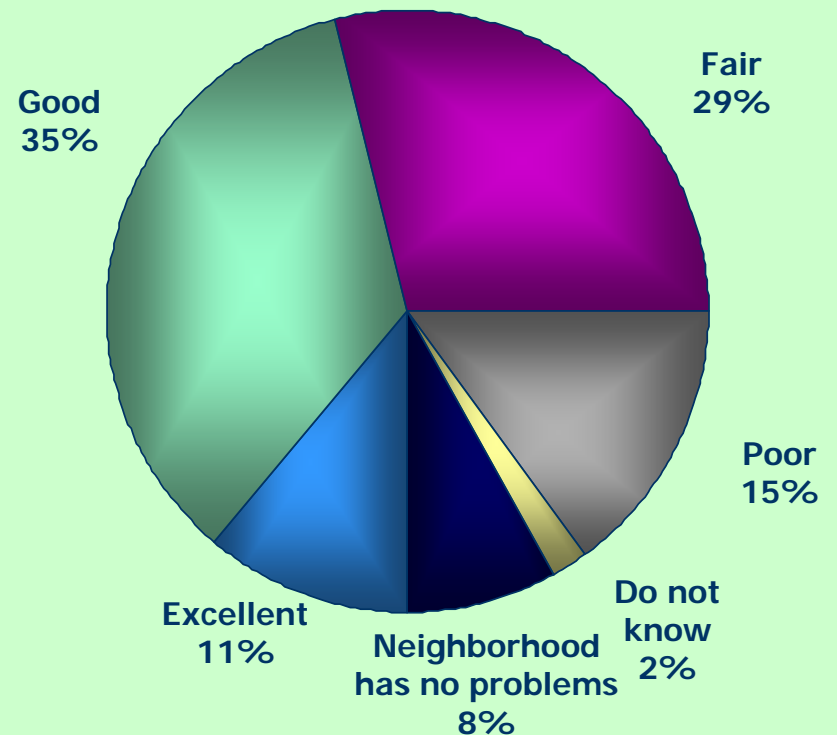
## Musser Park Service Area

How good of a job are the police doing in dealing with problems that really concern people in your neighborhood? Would you say...



## Lancaster Citywide – Aug. 2005\*

How good of a job are the police doing in dealing with problems that really concern people in your neighborhood? Would you say...



Results are significant at the 0.05 level.

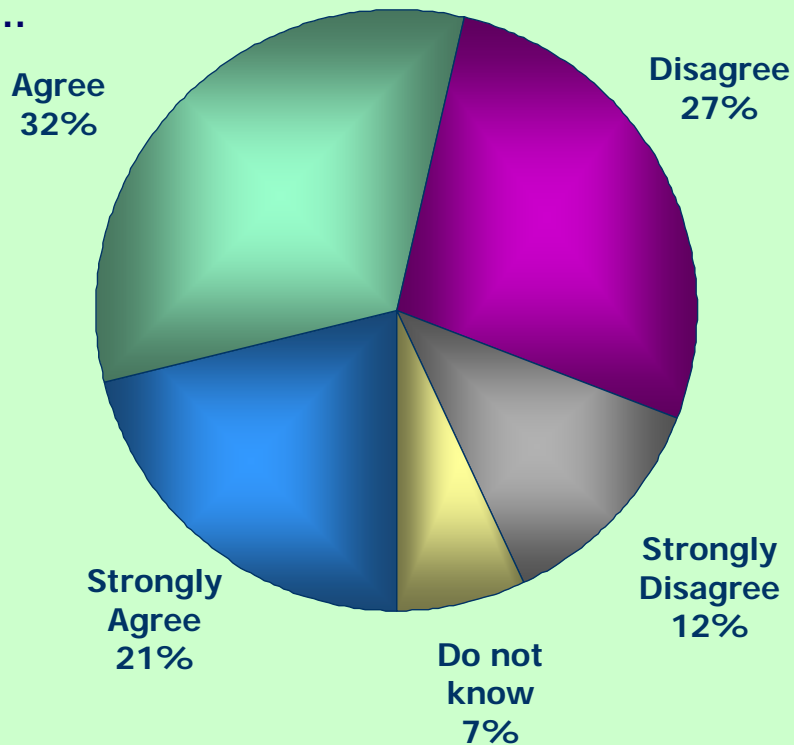
\* Lancaster Citywide Survey, Aug. 2005; Center for Opinion Research, Franklin & Marshall College

# Police and Race Issues

- Residents of the Musser Park Service area are less likely to agree that the LCPD is fair to people of all races than city residents.

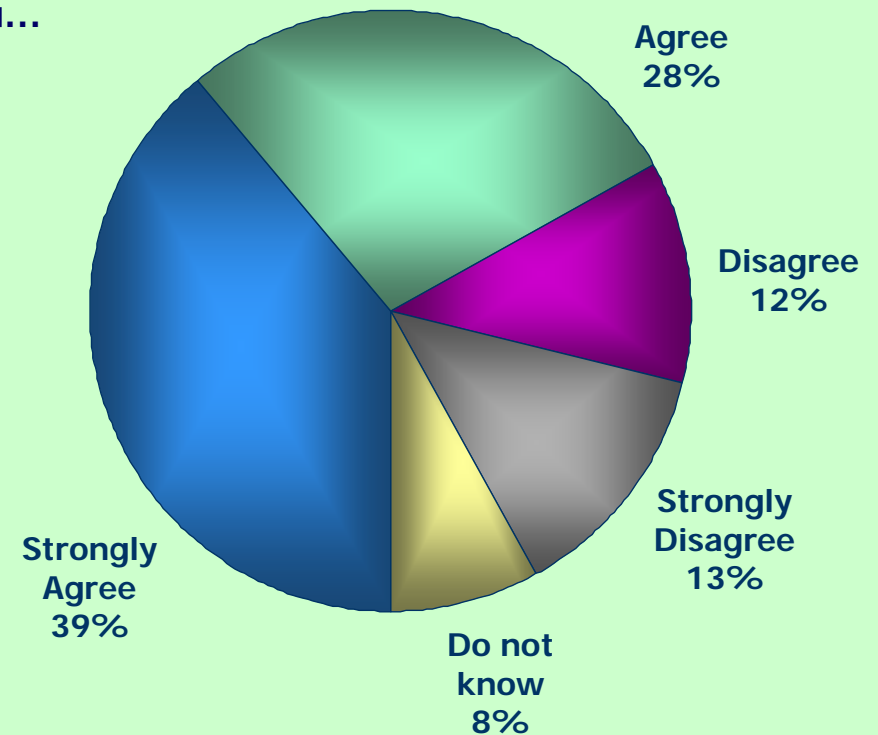
## *Musser Park Service Area*

Do you agree or disagree with the following statement: I believe the police in this neighborhood try to be fair to people of all races. Would you say you...



## *Lancaster Citywide – Aug. 2005\**

Do you agree or disagree with the following statement: I believe the police in this neighborhood try to be fair to people of all races. Would you say you...



Results are significant at the 0.05 level.

\* Lancaster Citywide Survey, Aug. 2005; Center for Opinion Research, Franklin & Marshall College

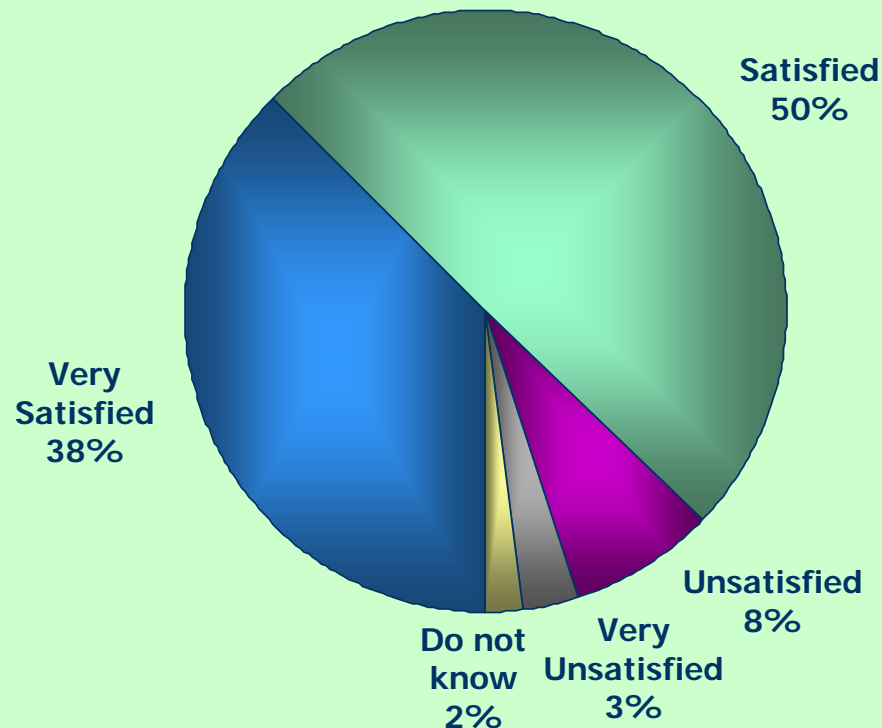
# **Satisfaction with Neighborhood**

# Satisfaction with Living in Neighborhood

- Most Musser Park Area residents are either very satisfied (38%) or satisfied (50%) living in their neighborhood.

## *Musser Park Service Area*

How satisfied are you living in your neighborhood?



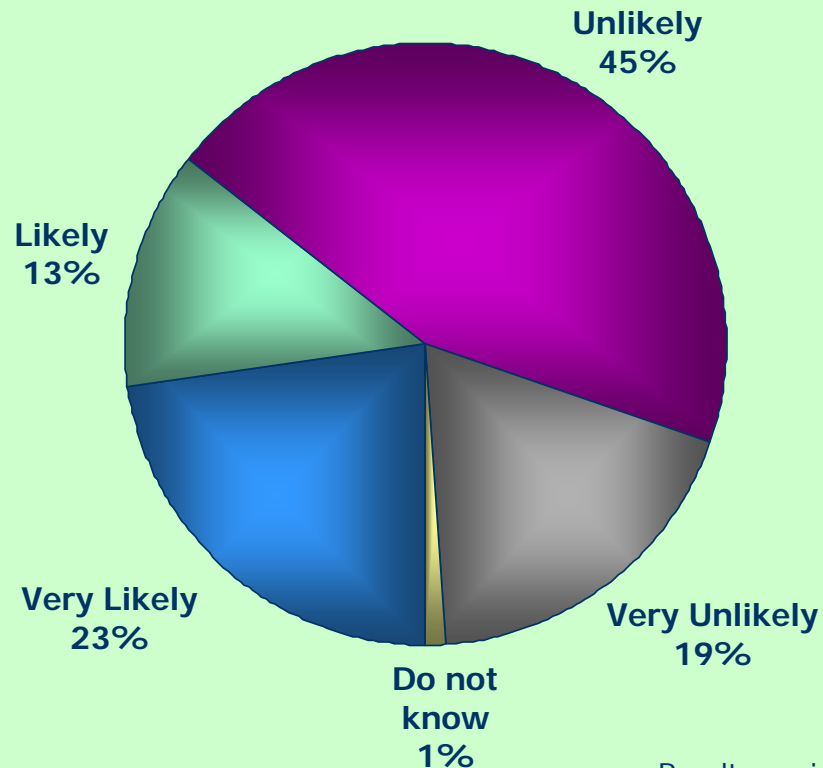
These results did not differ significantly from city residents as a whole.

# Likelihood of Moving from Neighborhood

- Fewer Musser Park Area residents (23%) than city residents (39%) are very likely to move out of their neighborhood. Nearly two thirds of Musser Park residents (64%) say it is unlikely they would move if they could afford to compared to one third of city residents (36%).

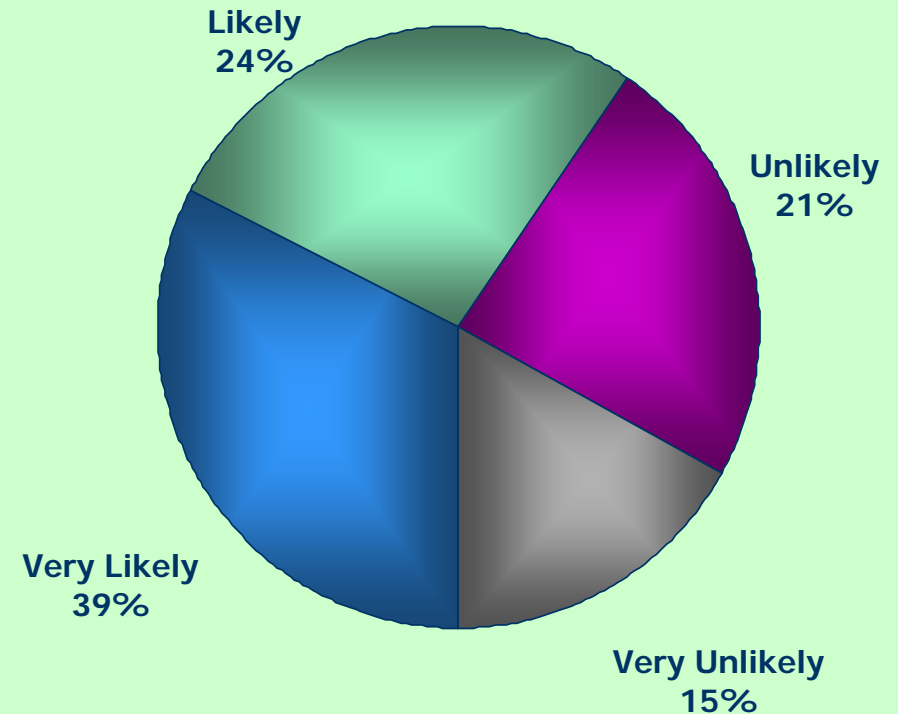
## Musser Park Service Area

How likely are you to move out of this neighborhood if you could afford to?  
Would you say...



## Lancaster Citywide – Aug. 2005\*

How likely are you to move out of this neighborhood if you could afford to?  
Would you say...



Results are significant at the 0.05 level.

\* Lancaster Citywide Survey, Aug. 2005; Center for Opinion Research, Franklin & Marshall College

# Reasons for Moving from Neighborhood

- Musser Park Area residents cite a mix of environmental, family, and financial reasons for moving from their neighborhood. Residents frequently cite crime and the prospect of moving into a better home as reasons for moving from the neighborhood.

What is one reason why?

Likely n=38	Unlikely n=58	Responses
18%	0%	Crime
18%	2%	Better house, property
11%	2%	Family issues
8%	7%	City Life
5%	10%	Cost of Living - Negative
5%	19%	Location (Job is here, Convenient)
5%	2%	Traffic (Parking, Noise)
3%	0%	Environment (Façade, Litter, Noise)
3%	0%	Landlord Issues
3%	7%	People (Friendly neighbors, city employees)
3%	0%	Desire a change
3%	0%	People (rude, disrespectful)
3%	0%	Education
0%	26%	General Positive
0%	12%	Long term resident – stability
0%	3%	Just moved into neighborhood
0%	2%	Health reasons
11%	9%	Other

Percentages may total more than 100%, because multiple responses were accepted.

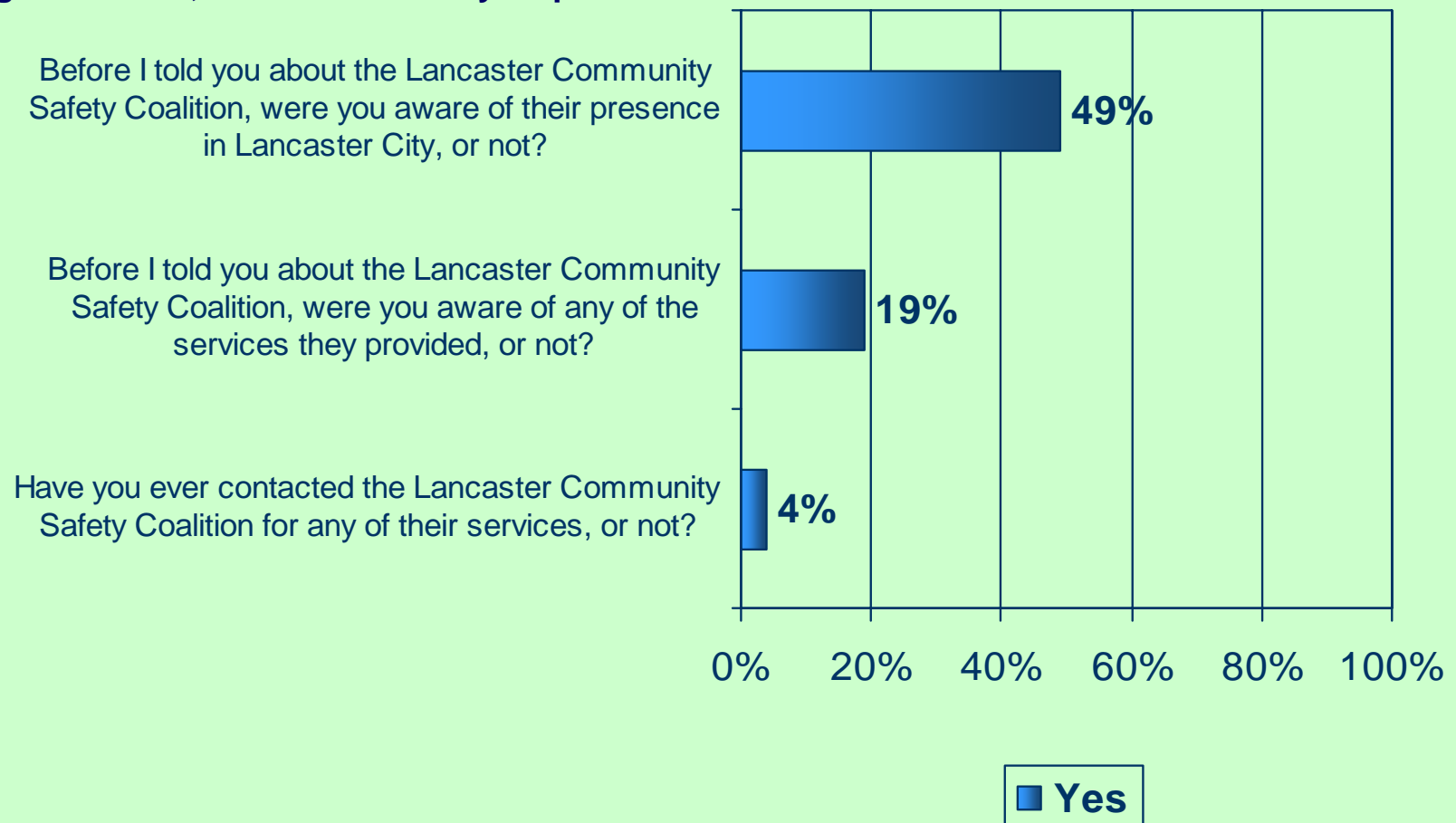


# **Familiarity with LCSC**

# Awareness of LCSC

- Almost half (49%) of residents were aware of the presence of the LCSC in Lancaster City. One in five residents (19%) were aware of the services that LCSC provided. Few residents (4%) have ever contacted the LCSC for their services.

The Lancaster Community Safety Coalition (LCSC) delivers service to help maintain and enhance public safety in the City of Lancaster through Environmental Design applied to homes, neighborhoods, and the entire cityscape.



# Characteristics of Residents with LCSC Familiarity

- Residents who are aware of the LCSC's presence are more likely to be older, to own their home, and to have a higher income than residents who are not aware of the LCSC. Also, residents who are aware of the LCSC's presence in Lancaster City are less likely to be moving out of the neighborhood than residents who are not aware of the LCSC.

Before I told you about the Lancaster Community Safety Coalition, were you aware of their presence in Lancaster City, or not?

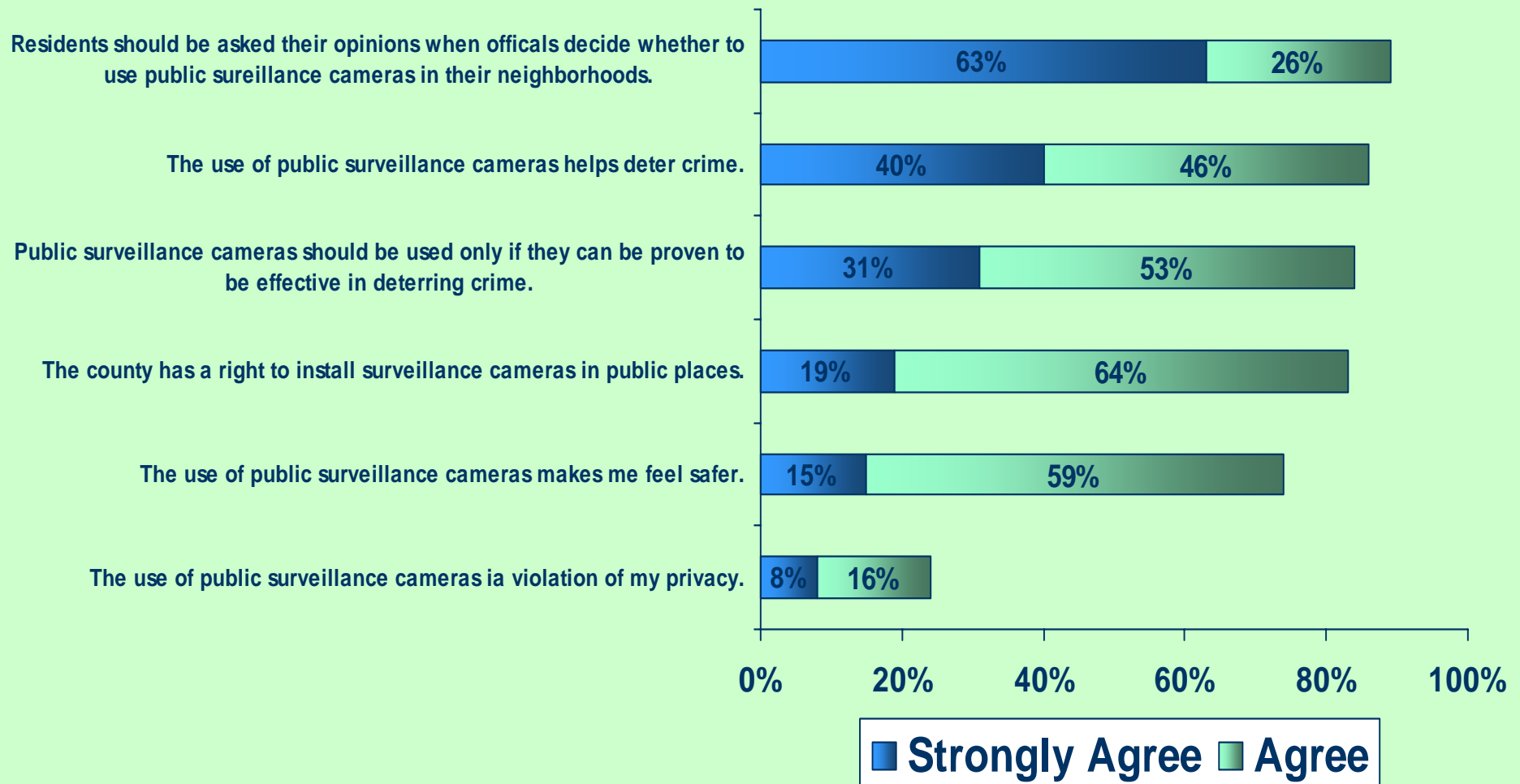
	Yes n=56 Row %	No n=54 Row %
<b>Age</b>		
Under 35	35%	65%
35 or older	62%	38%
<b>Occupancy</b>		
Rent	39%	61%
Own	64%	36%
<b>Income</b>		
Under \$50,000	43%	57%
Over \$50,000	74%	26%
<b>Likelihood of Moving</b>		
Likely	38%	62%
Unlikely	59%	41%

\*Demographic characteristics that did not show a significant difference were excluded from this table. Respondents who answered "do not know" to these questions were omitted from analysis.

# **Use of Public Surveillance Cameras**

# Perceptions of Cameras

- The majority of residents (63%) strongly agree that residents should be asked their opinions before surveillance cameras are installed in their neighborhoods. Few residents (8%) strongly agree that the use of public surveillance cameras is a violation of their privacy. In fact, most feel that the cameras will deter crime and make them feel safer.

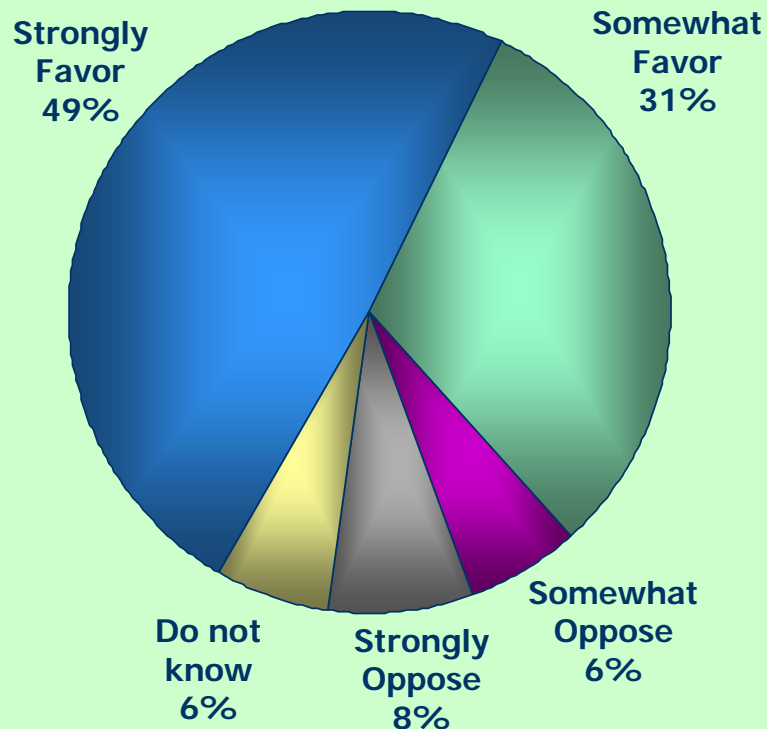


# Use of Cameras in Public Spaces

- Four in five Musser Park Area residents favor the use of public video cameras.

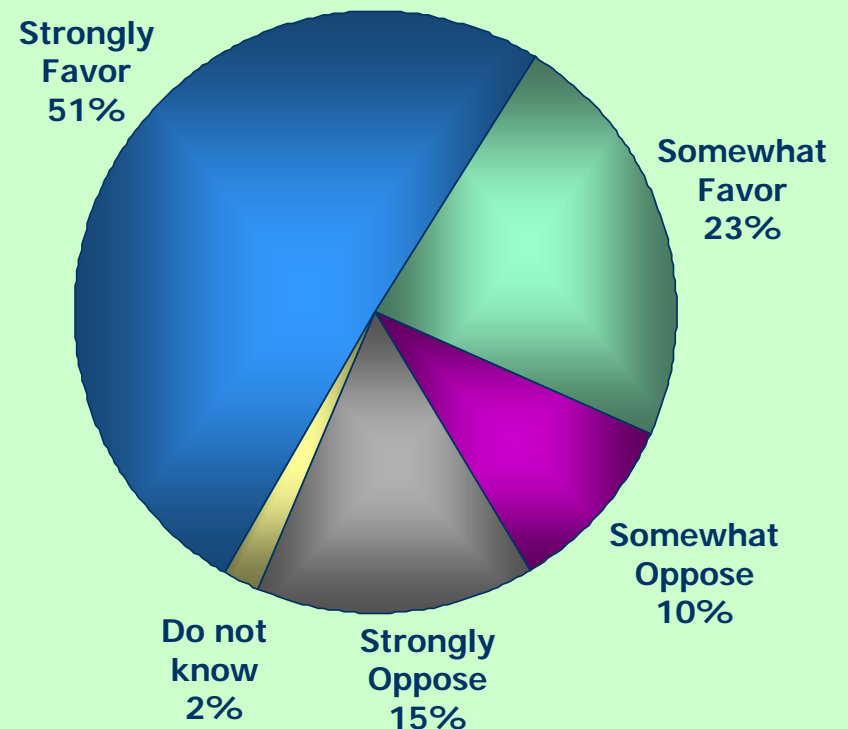
## *Musser Park Service Area*

Do you favor or oppose using cameras mounted in public spaces as a way of controlling crime?



## *Lancaster Citywide – Aug. 2005*

Do you favor or oppose using cameras mounted in public spaces as a way of controlling crime?



Result are significant at the 0.05 level.

# Appeal of Public Video Cameras

- Residents who favor the use of cameras often do so because of the contribution cameras make to crime fighting and crime prevention. Residents frequently report favoring the use of cameras because of the camera's ability to deter or reduce crime (37%). Of residents who oppose the use of cameras (14%), about two-thirds (62%) say they do so because cameras are an invasion of privacy.

## Why?

Favor n=84	Oppose n=15	Responses
37%	6%	Deter Crime/Reduce Crime
19%	6%	Assist Police
17%	6%	Awareness of Activity- General
16%	8%	General Positive
12%	0%	Criminal Evidence/Identification
10%	0%	Safety (Increase safety, Feel safer)
4%	62%	Invasion of Privacy (Intrusive, Violation of rights)
1%	14%	General Negative
1%	6%	Not Regulated
3%	8%	Other
0%	4%	Don't Know

# Characteristics of Residents who Favor Cameras

- Residents who favor the use of cameras are more likely to be older than residents who oppose the use of cameras. In fact, almost all residents over the age of 35 (94%) favor the use of cameras. Perception of crime in the neighborhood is not related to residents likelihood of favoring or opposing cameras.

Do you favor or oppose using cameras mounted in public spaces as a way of controlling crime?

	Favor n=90 Row %	Oppose n=15 Row %
<b>Age</b>		
Under 35	73%	27%
35 or older	94%	6%
<b>Marital Status</b>		
Single, Never Married	70%	30%
Married, at some point	95%	5%

\*Demographic characteristics that did not show a significant difference were excluded from this table. Respondents who answered "do not know" to these questions were omitted from the table.



# **Objective 1: What are residents' perception of crime and other problems facing their neighborhood?**

- **Musser Park Area residents perceive slightly more crime in their neighborhood than do city residents as a whole.**
- **Residents of the Musser Park Area frequently cite crime, road issues, and drug issues as the biggest problems facing their neighborhood.**
- **Musser Park Area residents were most likely to rate illegal drug sales and use a very serious problem.**

## **Objective 2: How do residents feel about the Lancaster Bureau of Police's response to crime?**

- **Musser Park Area residents' perception of police performance is similar to the perception of city residents as a whole. While many residents have an excellent, good, or fair perception of the police, a few Musser Park Area residents (10%) have a poor impression of the job the police are doing dealing with problems that concern people in their neighborhood.**
- **Musser Park Area residents are less likely than city residents as a whole to believe the LCPD is fair to people of all races.**

## **Objective 3: Are residents satisfied their neighborhood?**

- **Even though residents of the Musser Park Area are as satisfied living in their neighborhood as city residents as a whole, Musser Park Area residents are significantly less likely to say they would move out of their neighborhood if they could afford to.**
- **Those Musser Park Area residents who would want to move out of neighborhood most frequently say crime and opportunities for better homes or property are their reason to move.**

## **Objective 4: Are residents familiar with the Lancaster Community Safety Coalition?**

- **While almost half of Musser Park Area residents are aware of the presence of the LCSC in Lancaster City, residents are less aware of the services the LCSC provides.**
- **Home owners, residents over the age of 35, and those who report being unlikely to move from the neighborhood are more likely to be aware of the LCSC.**
- **Residents' perceptions of crime and support for public video cameras do not influence the likelihood that the residents will be aware of LCSC.**

## **Objective 5: How do residents feel about the use of public surveillance cameras?**

- **The majority of Musser Park Area residents (63%) strongly agree that residents should be asked their opinions when officials decide whether to use public surveillance cameras in their neighborhoods.**
- **Almost half of residents (49%) strongly favor the use of public surveillance cameras in public spaces as a way of controlling crime.**

## **Objective 5: How do residents feel about the use of public surveillance cameras? Cont'd**

- **Residents who oppose the use of public surveillance cameras (15%) most frequently say they oppose cameras because cameras are an invasion of privacy.**
- **Residents who are under the age of 35 or have never been married are more likely to oppose the use of public surveillance cameras than other residents.**